

BRECOflex CO., L.L.C.

High Precision Drive Components

The World Leader In Polyurethane Timing Belts

ARC-POWER[®] TECHNOLOGY

BAT & BATK Timing Belts and Pulleys



REINFORCED POLYURETHANE

ARC-POWER® Timing Belts

The revolutionary arc shaped timing belt design represents the most efficient self-tracking timing belt available. The world-wide patented timing belt technology incorporates numerous performance advantages.

ADVANTAGES


ARC-POWER® allows design engineers to utilize the most efficient and smooth performing timing belt technology available, leading to the following advantages:

- Continuous tooth engagement
- Smooth meshing of belt and pulleys
- Reduced vibration
- Reduced noise
- Self-tracking, no flanges necessary
- Decreased polygonal effect
- No lateral movement
- Increased power range
- Improved repeatability
- Friction reduced tracking
- Smooth idler interaction
- More compact design
- Tangential belt drive possible

APPLICATIONS

Numerous high performance special applications can be accomplished by utilizing the ARC-POWER® timing belt technology. The ARC-POWER® technology is the preferred choice for the following applications:

- Linear drives
- Power transmission
- Conveying
- Indexing



REINFORCED POLYURETHANE

ARC-POWER® Timing Belts

ARC-POWER® timing belts are available in OPEN-ENDED (M), WELDED (V), and TRULY ENDLESS (BFX) (homogeneous-no splice) with steel cord tension members. It is offered in AT10 and AT15 tooth profile and with an integrated self-tracking guide. The design offers the ideal timing belt for high precision linear drives, conveying and power transmission applications.

ARC-POWER® VERSION “BAT”

One-direction



ARC-POWER® VERSION “BATK” - Self-Tracking Guide

Bi-directional



Nylon Facing Options:

Version		PAZ (Tooth Side)	PAR (Belt Back)	PAZ-PAR
BATK10	M (open ended)	white	green	white / green
	V (welded)	white	green	white / green
	BFX (truly endless)	white	green	white / green
BATK15	M (open ended)	white	green	white / green
	V (welded)	white	green	white / green
	BFX (truly endless)	white	green	white / green

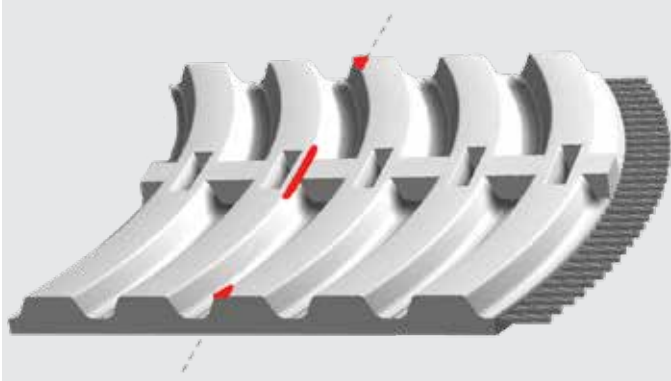
NOTE: For ARC-POWER® timing belts with backings or ARC-POWER® timing belts with profiles call our Applications Engineering department.

ARC-POWER® TIMING BELT

Characteristics

The circular tooth design is specifically developed to provide smooth, straight tracking for applications requiring highest positioning accuracy and reliability. The outstanding performance is attributed to low friction during belt and pulley engagement, circular power distribution and a strong AT tooth profile. Read on for more characteristics and advantages of ARC-POWER®.


Smooth Tooth Engagement



Advantage

The unique circular “arc” tooth meshing enables the transmission of force dynamically during the point of engagement of belt and pulley. While the radial point of tooth engagement is constantly shifting and the arc shaped timing belt tooth passes the pulley centerline, the succeeding tooth is already engaged and avoids tooth snapping into the pulley tooth gap. This results in smooth self-tracking inter-meshing and leads to optimal drive characteristics by reducing the polygonal effect of belt and pulley. This also leads to reduced vibration and less noise which is of high importance in today’s highly demanding design criteria.

Circular Power Distribution



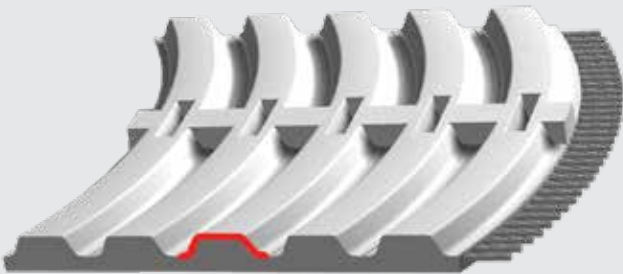
Advantage

The circular “arc” tooth shape has been scientifically developed to optimize belt and pulley meshing. This improves the dynamics and drive performance by minimizing friction during belt and pulley tooth inter-meshing and by the circular distribution of the force. The direction of the power distribution changes with the running direction of the timing belt from the belt center towards the belt edges and vice versa.

ARC-POWER® TIMING BELT

Characteristics

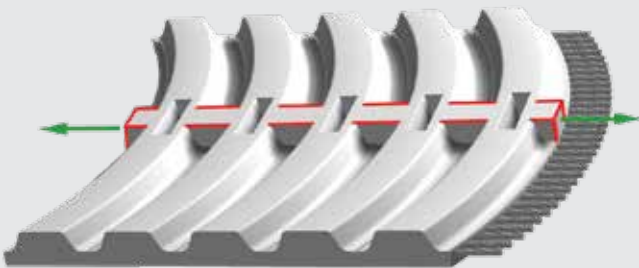
Reliable “AT” Tooth Profile



Advantage

The high torque “AT” tooth profile meets the wide range of today’s demanding high tech applications and provides increased tooth shear strength. The “AT” tooth profile also incorporates an enlarged running surface for outstanding drive performance.

Bi-Directional Self-Tracking



Description



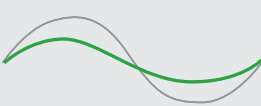


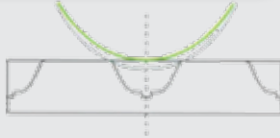
Due to its superior tooth structure, combined with the integrated tracking guide, the ARC-POWER® technology is truly self-tracking in both running directions. The tracking guide engages precisely with the centered pulley tracking groove. No pulley flanges are needed.

ARC-POWER® TIMING BELT

Performance Characteristics

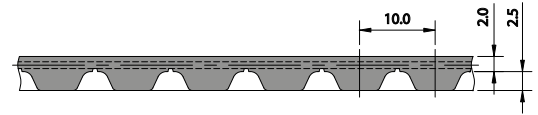
Legend:




Improved Strength and Power	Description	Built in Safety	Description
	<p>The ARC-POWER® circular tooth design offers increased tooth shear strength of up to 10%. Sources of friction are minimized by the reduced polygonal effect, decreased tooth friction and the elimination of pulley flange interference.</p>		<p>The unique design of the circular ARC-POWER® tooth offers increased tooth shear strength adding approximately 10% more tooth shear safety compared to a conventional strength AT series belt tooth design with the same belt width.</p>
Reduced Polygonal Effect	Description	Continuous Tooth Engagement	Description
	<p>The polygonal effect in a timing belt drive induces the belt oscillation. The ARC-POWER® technology substantially reduces vibration due to the unique belt and pulley tooth meshing at the point of tooth engagement.</p>		<p>The ARC-POWER® tooth design provides continuous tooth engagement with a constant minimum of two guiding teeth in mesh, improving the consistency of power transfer and the smoothness of belt drive.</p>
Reduced Friction	Description	Vibration Reduced Tensioning	Description
	<p>The “arc” tooth design prevents “noise” created by friction and compressed air. The friction is reduced by the dynamics of the technology and air is vented towards the belt edges while belt and pulley teeth are meshing. ARC-POWER® technology further eliminates noise due to the absence of pulley flange friction.</p>		<p>The circular ARC-POWER® technology permits quiet and vibration free operation with flat idlers and tensioners running on the tooth side of the timing belt. The smooth running performance is based on the continuous tooth support providing an uninterrupted running surface elimination belt bouncing.</p>

ARC-POWER® TIMING BELT

BAT10




Open-Ended "M"



Specifications

Widths (mm) In between widths available	25	32	50	75	100
Lengths	Any Lengths available - Stock Rolls 50 Meters				
Available Options	Nylon coating tooth side (PAZ), Nylon backing (PAR), Nylon both sides (PAZ-PAR), Polyurethane back cover (T-cover)				
Tension Member Options	Steel standard				
	Hi-flex steel				
	VA301 Stainless steel				
	VA316 Hi-flex Stainless steel				
	Kevlar®				


Spliced and Welded "V"



Specifications

Widths (mm) In between widths available	25	32	50	75	100
Min. Joined Length (mm) <small>Increasing in one tooth increments</small>	880	500	880		
Available Options	Nylon coating tooth side (PAZ), Nylon backing (PAR), Nylon both sides (PAZ-PAR), Polyurethane back cover (T-cover)				
Tension Member Options	Steel standard				
	Hi-flex steel				
	VA301 Stainless steel				
	VA316 Hi-flex Stainless steel				
	Kevlar®				

Truly Endless "BFX"



Specifications

Widths (mm)	25	32	50	75	100
Lengths	See Standard Lengths Below Additional lengths available up to 22,000mm. In between lengths available starting at a min. of 1,100mm except 720mm minimum lengths for widths >50mm.				
Available Options	Nylon coating tooth side (PAZ), Polyurethane back cover (T-cover), Extra thick (DR)				
Tension Member Options	Steel standard				
	Hi-flex steel				
	VA301 Stainless steel				
	VA316 Hi-flex Stainless steel				
	Kevlar®				

Standard Lengths

Pitch/Length Version	Number of Teeth
BAT10/1100 BFX	110
BAT10/1150 BFX	115
BAT10/1210 BFX	121
BAT10/1240 BFX	124
BAT10/1250 BFX	125
BAT10/1320 BFX	132
BAT10/1400 BFX	140
BAT10/1500 BFX	150
BAT10/1600 BFX	160

Pitch/Length Version	Number of Teeth
BAT10/1700 BFX	170
BAT10/1800 BFX	180
BAT10/1900 BFX	190
BAT10/2000 BFX	200
BAT10/2240 BFX	224
BAT10/2500 BFX	250
BAT10/2800 BFX	280
BAT10/3000 BFX	300
BAT10/3550 BFX	355

Pitch/Length Version	Number of Teeth
BAT10/4000 BFX	400
BAT10/4500 BFX	450
BAT10/5000 BFX	500
BAT10/5600 BFX	560
BAT10/6000 BFX	600
BAT10/6700 BFX	670
BAT10/7100 BFX	710
BAT10/7500 BFX	750

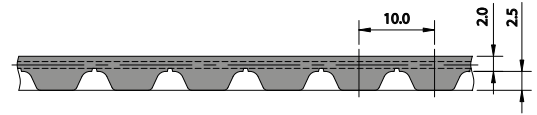
Ordering Example: Polyurethane Timing Belt

[WIDTH] [PITCH] / [LENGTH] [CONSTRUCTION]


75 BAT10 / 4500 BFX

ARC-POWER® TIMING BELT

BATK10




Open-Ended "M"




Specifications				
Widths (mm) In between widths available	32	50	75	100
Lengths	Any Lengths available - Stock Rolls 50 Meters			
Available Options	White Nylon coating tooth side (PAZ), Nylon backing (PAR), Nylon both sides (PAZ-PAR)			
Tension Member Options	Steel standard			
	Hi-flex steel			
	VA301 Stainless steel			
	VA316 Hi-flex Stainless steel			
Kevlar®				

Spliced and Welded "V"



Specifications				
Widths (mm) In between widths available	32	50	75	100
Min. Joined Length (mm) Increasing in one tooth increments	1000	500	880	
Available Options	Nylon coating tooth side (PAZ), Nylon backing (PAR) Nylon both sides (PAZ-PAR)			
Tension Member Options	Steel standard			
	Hi-flex steel			
	VA301 Stainless steel			
	VA316 Hi-flex Stainless steel			
Kevlar®				

Truly Endless "BFX"



Specifications					
Widths (mm)	25	32	50	75	100
Lengths	See Standard Lengths Below Additional lengths available up to 22,000mm. In between lengths available starting at a minimum length of 1,100mm except 720mm minimum length for 50mm belt width.				
Available Options	White Nylon coating tooth side (PAZ)				
Tension Member Options	Steel standard				
	Hi-flex steel				
	VA301 Stainless steel				
	VA316 Hi-flex Stainless steel				
Kevlar®					

Standard Lengths

Pitch/Length Version	Number of Teeth
BATK10 / 1100 BFX	110
BATK10 / 1150 BFX	115
BATK10 / 1210 BFX	121
BATK10 / 1240 BFX	124
BATK10 / 1250 BFX	125
BATK10 / 1320 BFX	132
BATK10 / 1400 BFX	140
BATK10 / 1500 BFX	150
BATK10 / 1600 BFX	160

Pitch/Length Version	Number of Teeth
BATK10 / 1700 BFX	170
BATK10 / 1800 BFX	180
BATK10 / 1900 BFX	190
BATK10 / 2000 BFX	200
BATK10 / 2240 BFX	224
BATK10 / 2500 BFX	250
BATK10 / 2800 BFX	280
BATK10 / 3000 BFX	300
BATK10 / 3550 BFX	355

Pitch/Length Version	Number of Teeth
BATK10 / 4000 BFX	400
BATK10 / 4500 BFX	450
BATK10 / 5000 BFX	500
BATK10 / 5600 BFX	560
BATK10 / 6000 BFX	600
BATK10 / 6700 BFX	670
BATK10 / 7100 BFX	710
BATK10 / 7500 BFX	750

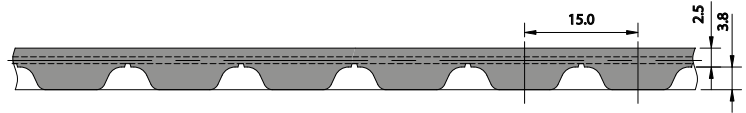
Ordering Example: Polyurethane Timing Belt

[WIDTH] [PITCH] / [LENGTH] [CONSTRUCTION]


32 BATK10 / 5000 BFX

ARC-POWER® TIMING BELT

BAT15




Open-Ended "M"



Specifications

Widths (mm) In between widths available	50	75	100
Lengths	Any Lengths available - Stock Rolls 50 Meters		
Available Options	Nylon coating tooth side (PAZ), Nylon backing (PAR), Nylon both sides (PAZ-PAR)		
Tension Member Options	Steel standard		
	Hi-flex steel		
	VA301 Stainless steel		
	VA316 Hi-flex Stainless steel		
	Kevlar®		


Spliced and Welded "V"



Specifications

Widths (mm) In between widths available	50	75	100
Min. Joined Length (mm) Increasing in one tooth increments	960		
Available Options	Nylon coating tooth side (PAZ), Nylon backing (PAR) Nylon both sides (PAZ-PAR)		
Tension Member Options	Steel standard		
	Hi-flex steel		
	VA301 Stainless steel		
	VA316 Hi-flex Stainless steel		
	Kevlar®		

Truly Endless "BFX"



Specifications

Widths (mm)	50	75	100
Lengths	See Standard Lengths Below Additional lengths available up to 21,990mm. In between lengths available starting at a minimum length of 1,100mm.		
Available Options	Nylon coating tooth side (PAZ)		
Tension Member Options	Steel standard		
	Hi-flex steel		
	VA301 Stainless steel		
	VA316 Hi-flex Stainless steel		
	Kevlar®		

Standard Lengths

Pitch/Length Version	Number of Teeth	Pitch/Length Version	Number of Teeth
BAT15 / 1995 BFX	133	BAT15 / 4995 BFX	333
BAT15 / 2250 BFX	150	BAT15 / 5295 BFX	353
BAT15 / 2505 BFX	167	BAT15 / 5595 BFX	373
BAT15 / 2790 BFX	186	BAT15 / 6000 BFX	400
BAT15 / 3000 BFX	200	BAT15 / 6300 BFX	420
BAT15 / 3495 BFX	233	BAT15 / 6705 BFX	447
BAT15 / 3750 BFX	250	BAT15 / 7095 BFX	473
BAT15 / 4005 BFX	267	BAT15 / 7500 BFX	500
BAT15 / 4500 BFX	300		

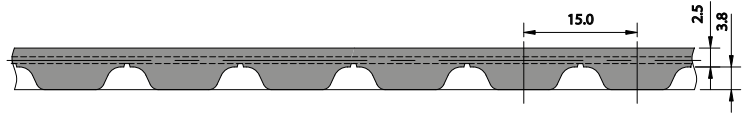
Ordering Example: Polyurethane Timing Belt

[WIDTH] [PITCH] / [LENGTH] [CONSTRUCTION]


75 BAT15 / 4005 BFX

ARC-POWER® TIMING BELT

BATK15




Open-Ended "M"



Specifications

Widths (mm) in between widths available	50	75	100
Lengths	Any Lengths available - Stock Rolls 50 Meters		
Available Options	White Nylon coating tooth side (PAZ), Nylon backing (PAR), Nylon both sides (PAZ-PAR)		
Tension Member Options	Steel standard		
	Hi-flex steel		
	VA301 Stainless steel		
	VA316 Hi-flex Stainless steel		
	Kevlar®		


Spliced and Welded "V"



Specifications

Widths (mm) in between widths available	50	75	100
Min. Joined Length (mm) Increasing in one tooth increments	960		
Available Options	White Nylon coating tooth side (PAZ), Nylon backing (PAR), Nylon both sides (PAZ-PAR)		
Tension Member Options	Steel standard		
	Hi-flex steel		
	VA301 Stainless steel		
	VA316 Hi-flex Stainless steel		
	Kevlar®		

Truly Endless "BFX"



Specifications

Widths (mm)	50	75	100
Lengths	See Standard Lengths Below Additional lengths available up to 21,990mm. In between lengths available starting at a minimum length of 1,500mm.		
Available Options	White Nylon coating tooth side (PAZ)		
Tension Member Options	Steel standard		
	Hi-flex steel		
	VA301 Stainless steel		
	VA316 Hi-flex Stainless steel		
	Kevlar®		

Standard Lengths

Pitch/Length Version	Number of Teeth
BATK15 / 1500 BFX	100
BATK15 / 1590 BFX	106
BATK15 / 1710 BFX	114
BATK15 / 1800 BFX	120
BATK15 / 1905 BFX	127
BATK15 / 1995 BFX	133
BATK15 / 2250 BFX	150
BATK15 / 2505 BFX	167

Pitch/Length Version	Number of Teeth
BATK15 / 2790 BFX	186
BATK15 / 3000 BFX	200
BATK15 / 3495 BFX	233
BATK15 / 3750 BFX	250
BATK15 / 4005 BFX	267
BATK15 / 4500 BFX	300
BATK15 / 4995 BFX	333
BATK15 / 5295 BFX	353

Pitch/Length Version	Number of Teeth
BATK15 / 5595 BFX	373
BATK15 / 6000 BFX	400
BATK15 / 6300 BFX	420
BATK15 / 6705 BFX	447
BATK15 / 7095 BFX	473
BATK15 / 7500 BFX	500

Ordering Example: Polyurethane Timing Belt

[WIDTH] [PITCH] / [LENGTH] [CONSTRUCTION]

50 BATK15 / 2505 BFX

ARC-POWER® TIMING BELT

Performance Parameters

BATK10 Open-Ended, Welded, and Truly Endless

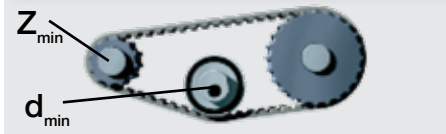
This chart demonstrates max allowable tensile strength, specific belt stiffness and belt mass.

BATK10 Specification Chart						
	Belt Width	b [mm]	32	50	75	100
M	Steel tension member	F_{Tadm} [N]	5000	7500	12000	17000
	Stainless steel tension member	F_{Tadm} [N]	4000	6000	9000	12000
	Specific Stiffness	C_{spec} [N]	$1.37 \cdot 10^6$	$2.12 \cdot 10^6$	$3.18 \cdot 10^6$	$4.25 \cdot 10^6$
V	Steel tension member	F_{Tadm} [N]	2500	3750	6000	8500
	Stainless steel tension member	F_{Tadm} [N]	2000	3000	4500	6000
	Standard Belt Weight	[kg/m]	0.192	0.300	0.450	0.600

BATK10 Specification Chart						
	Belt Width	b [mm]	32	50	75	100
BFX	Steel tension member	F_{Tadm} [N]	4750	7750	12000	16000
	Stainless steel tension member	F_{Tadm} [N]	3420	5580	8640	11520
	Standard Belt Weight	[kg/m]	0.192	0.300	0.450	0.600


Flexibility BATK10 (Minimum number of teeth, minimum diameter)

Drive w/o Back bending



Tension Member	Steel Cord		Stainless Steel Cord	
	M/BFX	V	M/BFX	V
Construction				
Z_{min}	20	25	25	25
d_{min} (mm)	60	80	80	80

Drive with Back bending



Tension Member	Steel Cord		Stainless Steel Cord	
	M/BFX	V	M/BFX	V
Construction				
Z_{min}	25	25	40	40
d_{min} (mm)	120	120	130	130

Note: For sizing of BAT/BATK Timing Belts please refer to our online calculating program at <https://www.brecoflex.com/engineering-support/calculations-program/>

ARC-POWER® TIMING BELT

Performance Parameters

BATK15 Open-Ended, Welded, and Truly Endless

This chart demonstrates max allowable tensile strength, specific belt stiffness and belt mass.


BATK15 Specification Chart					
	Belt Width	b [mm]	50	75	100
M	Steel tension member	F_{Tadm} [N]	11200	16800	22400
	Stainless steel tension member	F_{Tadm} [N]	9000	13500	18000
	Specific Stiffness	C_{spec} [N]	$2.80 \cdot 10^6$	$4.20 \cdot 10^6$	$5.60 \cdot 10^6$
V	Steel tension member	F_{Tadm} [N]	5600	8400	11200
	Stainless steel tension member	F_{Tadm} [N]	4500	6750	9000
	Standard Belt Weight	[kg/m]	0.428	0.642	0.856

BATK15 Specification Chart					
	Belt Width	b [mm]	50	75	100
BFX	Steel tension member	F_{Tadm} [N]	10400	16000	21600
	Stainless steel tension member	F_{Tadm} [N]	8300	12800	17300
	Standard Belt Weight	[kg/m]	0.420	0.629	0.836

Flexibility BATK15 (Minimum number of teeth, minimum diameter)



Tension Member Construction	Steel Cord		Stainless Steel Cord	
	M/BFX	V	M/BFX	V
Z_{min}	20	25	25	25
d_{min} (mm)	100	120	120	120



Tension Member Construction	Steel Cord		Stainless Steel Cord	
	M/BFX	V	M/BFX	V
Z_{min}	30	35	35	40
d_{min} (mm)	150	180	180	190

Note: For sizing of BAT/BATK Timing Belts please refer to our online calculating program at <https://www.brecoflex.com/engineering-support/calculations-program/>

ARC-POWER® TIMING BELT

Aluminum Pulleys

BATK10

Tooth Type	Number of Teeth	Outside Diameter	Pitch Circle Diameter	Face Width	Pilot Bore	Part Number
BATK10	z	d _k (mm)	d ₀ (mm)	B (mm)	d _i (mm)	
BELT WIDTH = 32 mm	20	61.84	63.66	37	12	LS 47 BATK10 / 20-0 hubs(2) 46x5
	22	68.21	70.03	37	12	LS 47 BATK10 / 22-0 hubs(2) 53x5
	24	74.57	76.39	37	12	LS 47 BATK10 / 24-0 hubs(2) 57x5
	25	77.76	79.58	37	12	LS 47 BATK10 / 25-0 hubs(2) 59x5
	27	84.12	85.94	37	12	LS 47 BATK10 / 27-0 hubs(2) 64x5
	30	93.67	95.49	37	12	LS 47 BATK10 / 30-0 hubs(2) 73x5
	32	100.04	101.86	37	12	LS 47 BATK10 / 32-0 hubs(2) 80x5
	36	112.77	114.59	37	16	LS 47 BATK10 / 36-0 hubs(2) 92x5
	40	125.50	127.32	37	16	LS 47 BATK10 / 40-0 hubs(2) 105x5
	48	150.97	152.79	37	20	LS 47 BATK10 / 48-0 hubs(2) 130x5
BELT WIDTH = 50 mm	20	61.84	63.66	55	12	LS 65 BATK10 / 20-0 hubs(2) 46x5
	22	68.21	70.03	55	12	LS 65 BATK10 / 22-0 hubs(2) 53x5
	24	74.57	76.39	55	12	LS 65 BATK10 / 24-0 hubs(2) 57x5
	25	77.76	79.58	55	12	LS 65 BATK10 / 25-0 hubs(2) 59x5
	27	84.12	85.94	55	12	LS 65 BATK10 / 27-0 hubs(2) 64x5
	30	93.67	95.49	55	12	LS 65 BATK10 / 30-0 hubs(2) 73x5
	32	100.04	101.86	55	12	LS 65 BATK10 / 30-0 hubs(2) 80x5
	36	112.77	114.59	55	16	LS 65 BATK10 / 36-0 hubs(2) 92x5
	40	125.50	127.32	55	16	LS 65 BATK10 / 40-0 hubs(2) 105x5
	48	150.97	152.79	55	20	LS 65 BATK10 / 48-0 hubs(2) 130x5
BELT WIDTH = 75 mm	20	61.84	63.66	80	12	LS 90 BATK10 / 20-0 hubs(2) 46x5
	22	68.21	70.03	80	12	LS 90 BATK10 / 22-0 hubs(2) 53x5
	24	74.57	76.39	80	12	LS 90 BATK10 / 24-0 hubs(2) 57x5
	25	77.76	79.58	80	12	LS 90 BATK10 / 25-0 hubs(2) 59x5
	27	84.12	85.94	80	12	LS 90 BATK10 / 27-0 hubs(2) 64x5
	30	93.67	95.49	80	12	LS 90 BATK10 / 30-0 hubs(2) 73x5
	32	100.04	101.86	80	12	LS 90 BATK10 / 32-0 hubs(2) 80x5
	36	112.77	114.59	80	16	LS 90 BATK10 / 36-0 hubs(2) 92x5
	40	125.50	127.32	80	16	LS 90 BATK10 / 40-0 hubs(2) 105x5
	48	150.97	152.79	80	20	LS 90 BATK10 / 48-0 hubs(2) 130x5
BELT WIDTH = 100 mm	20	61.84	63.66	105	12	LS 115 BATK10 / 20-0 hubs(2) 46x5
	22	68.21	70.03	105	12	LS 115 BATK10 / 22-0 hubs(2) 53x5
	24	74.57	76.39	105	12	LS 115 BATK10 / 24-0 hubs(2) 57x5
	25	77.76	79.58	105	12	LS 115 BATK10 / 25-0 hubs(2) 59x5
	27	84.12	85.94	105	12	LS 115 BATK10 / 27-0 hubs(2) 64x5
	30	93.67	95.49	105	12	LS 115 BATK10 / 30-0 hubs(2) 73x5
	32	100.04	101.86	105	12	LS 115 BATK10 / 32-0 hubs(2) 80x5
	36	112.77	114.59	105	16	LS 115 BATK10 / 36-0 hubs(2) 92x5
	40	125.50	127.32	105	16	LS 115 BATK10 / 40-0 hubs(2) 105x5
	48	150.97	152.79	105	20	LS 115 BATK10 / 48-0 hubs(2) 130x5
60	189.17	190.99	105	20	LS 115 BATK10 / 60-0 hubs(2) 169x5	

NOTE: ALL PULLEYS MUST HAVE SAME RUNNING DIRECTION (To be considered with pulley modifications, i.e. hubs, counterbores, etc.)

Ordering Example: Aluminum Pulleys

[MATERIAL] [WIDTH OVER 2 HUBS] [PITCH] / [# OF TEETH] [HUB DIMENSIONS] [PILOT BORE]
 LS 90 BATK10 / 27 hub 64x5 dv=12H7

ARC-POWER® TIMING BELT

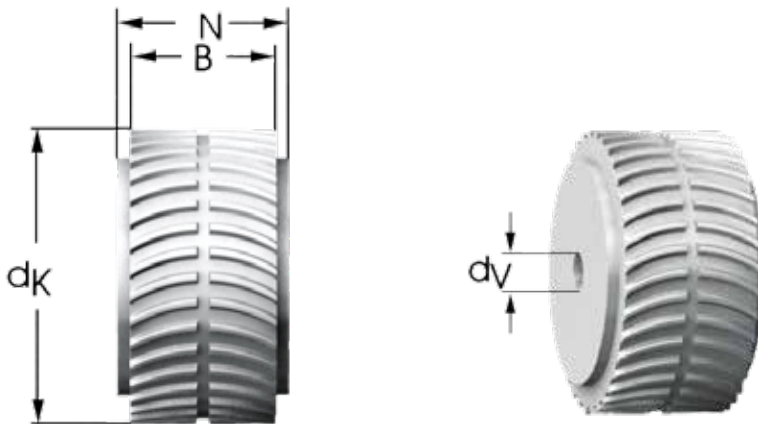
Aluminum Pulleys

BATK15

Tooth Type	Number of Teeth	Outside Diameter	Pitch Diameter	Root Diameter	Face Width	Width w/ 2 Hubs	Pilot Bore	Part Number
BATK15	z	d _k (mm)	d ₀ (mm)	d _r (mm)	B (mm)	B _N (mm)	d _v (mm)	
BELT WIDTH = 50 mm	20	95.71	95.71	85.91	55	75	12H7	AL 75 BATK15 / 20 hubs (2) 46x10
	24	112.11	114.81	105.01	55	75	12H7	AL 75 BATK15 / 24 hubs (2) 58x10
	25	116.89	119.58	109.79	55	75	12H7	AL 75 BATK15 / 25 hubs (2) 58x10
	27	126.44	129.13	119.34	55	75	12H7	AL 75 BATK15 / 27 hubs (2) 58x10
	30	140.76	143.46	133.66	55	75	12H7	AL 75 BATK15 / 30 hubs (2) 60x10
	32	150.31	153.01	143.21	55	75	12H7	AL 75 BATK15 / 32 hubs (2) 65x10
	36	169.41	172.10	162.31	55	75	16H7	AL 75 BATK15 / 36 hubs (2) 70x10
	40	188.51	191.20	181.41	55	75	16H7	AL 75 BATK15 / 40 hubs (2) 80x10
	48	226.70	229.40	219.60	55	75	16H7	AL 75 BATK15 / 48 hubs (2) 140x10
60	284.00	286.70	276.90	55	75	16H7	AL 75 BATK15 / 60 hubs (2) 160x10	
BELT WIDTH = 75 mm	20	95.71	95.71	85.91	80	100	12H7	AL 100 BATK15 / 20 hubs (2) 46x10
	24	112.11	114.81	105.01	80	100	12H7	AL 100 BATK15 / 24 hubs (2) 58x10
	25	116.89	119.58	109.79	80	100	12H7	AL 100 BATK15 / 25 hubs (2) 58x10
	27	126.44	129.13	119.34	80	100	12H7	AL 100 BATK15 / 27 hubs (2) 58x10
	30	140.76	143.46	133.66	80	100	12H7	AL 100 BATK15 / 30 hubs (2) 60x10
	32	150.31	153.01	143.21	80	100	12H7	AL 100 BATK15 / 32 hubs (2) 65x10
	36	169.41	172.10	162.31	80	100	16H7	AL 100 BATK15 / 36 hubs (2) 70x10
	40	188.51	191.20	181.41	80	100	16H7	AL 100 BATK15 / 40 hubs (2) 80x10
	48	226.70	229.40	219.60	80	100	16H7	AL 100 BATK15 / 48 hubs (2) 140x10
60	284.00	286.70	276.90	80	100	16H7	AL 100 BATK15 / 60 hubs (2) 160x10	
BELT WIDTH = 100 mm	20	95.71	95.71	85.91	105	125	12H7	AL 125 BATK15 / 20 hubs (2) 46x10
	24	112.11	114.81	105.01	105	125	12H7	AL 125 BATK15 / 24 hubs (2) 58x10
	25	116.89	119.58	109.79	105	125	12H7	AL 125 BATK15 / 25 hubs (2) 58x10
	27	126.44	129.13	119.34	105	125	12H7	AL 125 BATK15 / 27 hubs (2) 58x10
	30	140.76	143.46	133.66	105	125	12H7	AL 125 BATK15 / 30 hubs (2) 60x10
	32	150.31	153.01	143.21	105	125	12H7	AL 125 BATK15 / 32 hubs (2) 65x10
	36	169.41	172.10	162.31	105	125	16H7	AL 125 BATK15 / 36 hubs (2) 70x10
	40	188.51	191.20	181.41	105	125	16H7	AL 125 BATK15 / 40 hubs (2) 80x10
	48	226.70	229.40	219.60	105	125	16H7	AL 125 BATK15 / 48 hubs (2) 140x10
60	284.00	286.70	276.90	105	125	16H7	AL 125 BATK15 / 60 hubs (2) 160x10	

NOTE: ALL PULLEYS MUST HAVE SAME RUNNING DIRECTION (To be considered with pulley modifications, i.e. hubs, counterbores, etc.)

For BAT15 please contact BRECOflex Engineering.



Ordering Example: Aluminum Pulleys

[MATERIAL] [WIDTH OVER 2 HUBS] [PITCH] / [# OF TEETH] [HUB DIMENSIONS] [PILOT BORE]
 AL 75 BATK15 / 27 hub 58x10 dv=12H7

ARC-POWER® TIMING BELT

Clamps and Tensioners

All timing belt linear drives require a clamp to transfer the belt motion to linear shuttle travel. BRECOflex clamps and tensioning clamps for BAT and BATK timing belts ensure a solid attachment for utilization of full belt strength. Custom clamps are available in various materials and coatings. We offer standard, half clamps and tensioning clamps. They are available with or without tensioning rods, slotted holes or threaded holes. For complete specs and installation instructions, please see the BRECOflex Clamps Engineering Bulletin 104 which is available for download at www.brecoflex.com/literature/ or contact our Engineering Department.

Clamps Without Mounting Holes



Tensioning Clamps With Slotted Mounting Holes



Clamps With Mounting Holes



Tensioning Clamps With Mounting Holes





BRECOflex CO., L.L.C.

High Precision Drive Components

Contact Us

222 Industrial Way West • Eatontown, NJ 07724

Tel: 732-460-9500 • Fax: 732-542-6725

www.brecoflex.com • e-mail: info@brecoflex.com

Regional Sales Offices:

Atlanta (770) 317-8745	Dallas (214) 476-5650	Miami (770) 317-8745	Richmond (804) 387-5760
Bay Area (661) 713-0121	Denver (303) 470-7226	Milwaukee (908) 461-6995	Seattle (503) 781-3631
Baltimore (804) 387-5760	Detroit (908) 433-0036	Minneapolis (908) 461-6973	Salt Lake City (303) 470-7226
Boston (603) 496-5833	Ft. Wayne (908) 461-1168	Nashville (732) 757-6647	San Antonio (214) 476-5650
Buffalo (412) 600-5632	Grand Rapids (908) 461-1168	New York (732) 829-7773	Toledo (908) 433-0036
Charlotte (908) 461-3937	Houston (214) 476-5650	Philadelphia (732) 829-7773	Toronto (416) 476-7107
Chicago (908) 461-6995	Indianapolis (908) 461-2344	Phoenix (480) 961-3846	Mexico City +52 1 55 45335835
Cincinnati (908) 461-2344	Las Vegas (480) 961-3846	Portland (503) 781-3631	Monterrey +52 1 55 40840778
Cleveland (412) 600-5632	Los Angeles (661) 713-0121	Pittsburgh (412) 600-5632	Guadalajara +52 1 55 40949053

Copyright 2019 BRECOflex CO., L.L.C. • BRECO®, BRECOFLEX® & ATN® are registered trademarks of BRECO Antriebstechnik GmbH • ARC-POWER® is a registered trademark of BRECOflex CO., L.L.C. • Kevlar® is a registered trademark of DuPont Patents Pending • ESBAND® is a registered trademark of Max Schlatterer GmbH & Co. KH Patents Pending. Specifications are subject to change without prior notice.

All recommendations for the use of the products described herein and all other data or information set forth in this publication, whether concerning such products or otherwise, are furnished without any guarantee, warranty representations or inducement of any kind whether expressed or implied, including but not limited to warranties of merchantability and fitness for a particular purpose. BRECOflex CO., L.L.C. expressly disclaims liability under any theory, including without limitation, contract negligence, misrepresentation or breach of any obligation relating to the recommendation, data or information set forth herein. Readers and customers are encouraged to conduct their own test before using any product. Read its label and all related instructions. BRECOflex CO., L.L.C. reserves the right to make changes in the technical and dimensional specifications of its products without prior notice. Responsibility for expenses incurred as a result of product changes or discontinuance of a product lies solely with the purchaser.